

making a difference



**WE TAKE  
CARE  
OF YOUR  
SAFETY**

**VACUETTE®**

**Safety products**

Greiner Bio-One has a wide range of safety products for different requirements.



**greiner**  
BIO-ONE

The consequences of a needlestick injury can have far-reaching implications for the professional and personal situation of the person affected and their family.



---

One of the most effective ways to protect yourself is to use safety products.

---

## NEEDLESTICK INJURIES ARE HISTORY

A large number of all infectious diseases acquired at work in the healthcare sector can be attributed to puncture injuries. Needlestick injuries pose by far the highest risk of infection.

More than 50% of all registered cases concern nursing staff, followed by doctors and laboratory staff.

However, this does not mean that needlestick injuries represent an unavoidable occupational risk. The correct use of VACUETTE® safety products can help reduce this risk.

VACUETTE® safety products comply with the EU Directive (EU 2010/32).

## WE TAKE CARE OF YOUR SAFETY.

- / Wide range of safety products.
- / Different products depending on the application.
- / The right safety product for every situation.

## THE RIGHT SAFETY PRODUCT FOR EVERY SITUATION

We offer an extensive range of safety products, allowing the most suitable products to be selected for every market and customer. At Greiner Bio-One, you can choose between our standard safety devices and our premium products.

On the following pages you will find an overview of our products that enable you to optimally protect yourself against needlestick injuries.



### Standard venepuncture.

We recommend using our VACUETTE® QUICKSHIELD Complete PLUS for daily blood collection.

VACUETTE® QUICKSHIELD Complete PLUS



### Difficult vein conditions.

All of our safety blood collection sets are suitable even for patients with difficult vein conditions. Our premium product VACUETTE® EVOPROTECT SAFETY Blood Collection Set ensures particularly gentle blood collection.

VACUETTE® EVOPROTECT SAFETY Blood Collection Set or SAFETY Blood Collection Set



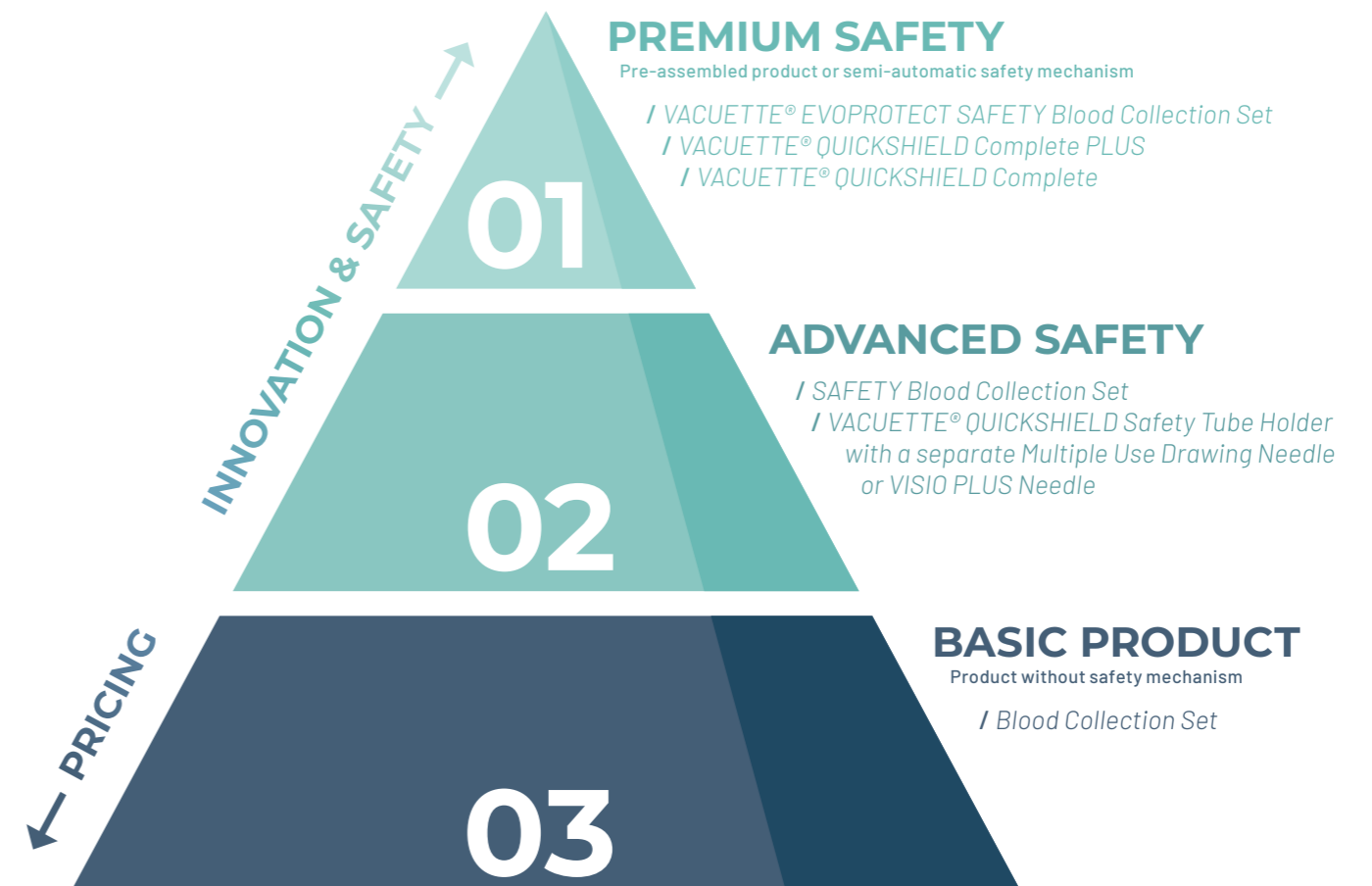
### Blood cultures.

For the collection of blood cultures, we recommend the safety blood collection set with the pre-assembled blood culture holder.

SAFETY Blood Collection Set with Blood Culture Holder (21G or 23G)

## GREINER BIO-ONE PRODUCT OPTIONS

You will find the right product in our range for every level of safety. From those without a safety mechanism to premium safety products, we have the right device for your individual needs.



## FIND THE RIGHT SAFETY PRODUCT QUICKLY AND EASILY

In the following overview, you can see at a glance which features the selected product offers you and what level of safety it provides. This enables you to make the best possible choice for your needs.

	Safety device	Semi-automatic needle retraction	In-vein activation	One-handed activation	Pre-assembled product	Flash window indicating blood flow	Shield can be re-positioned	Blood collection & infusion with the same set	Extra thin walled needle (increased flow rate)	Virtually no memory effect	Free from natural rubber latex	DEHP free
01	VACUETTE® EVOPROTECT SAFETY Blood Collection Set	✓	✓	✓	✓	✓	✓	✓	✓	✓	✓	✓
	VACUETTE® QUICKSHIELD Complete PLUS	✓			✓	✓	✓				✓	✓
	VACUETTE® QUICKSHIELD Complete	✓			✓	✓	✓				✓	✓
02	SAFETY blood collection set	✓	✓	✓	✓	✓				✓	✓	✓
	VACUETTE® QUICKSHIELD Safety Tube Holder with VISIO PLUS Needle	✓			✓	✓	✓				✓	✓
	VACUETTE® QUICKSHIELD Safety Tube Holder with Multiple Use Drawing Needle	✓			✓		✓				✓	✓
03	Blood collection set				✓					✓	✓	
	Standard holder with needle					✓					✓	✓

\* 216 and 236



Learn more about our safety products here: [powerforsafety.com](http://powerforsafety.com)



Needlestick injuries can be avoided with safety products. Protect yourself!



A protective shield keeps the needle safe after activation, protecting from needlestick injuries.



## FOR DAILY BLOOD COLLECTION ROUTINES

**VACUETTE® QUICKSHIELD**  
Safety Tube Holder

The ergonomic design of the holder ensures a good grip during venepuncture.

### NO CHANGE TO THE COLLECTION TECHNIQUE

The VACUETTE® QUICKSHIELD Safety Tube Holder by Greiner Bio-One can be used either with VACUETTE® Multiple Use Drawing Needles or with VACUETTE® VISIO PLUS Needles. With our VACUETTE® QUICKSHIELD Complete and VACUETTE® QUICKSHIELD Complete PLUS, the needles are already assembled.

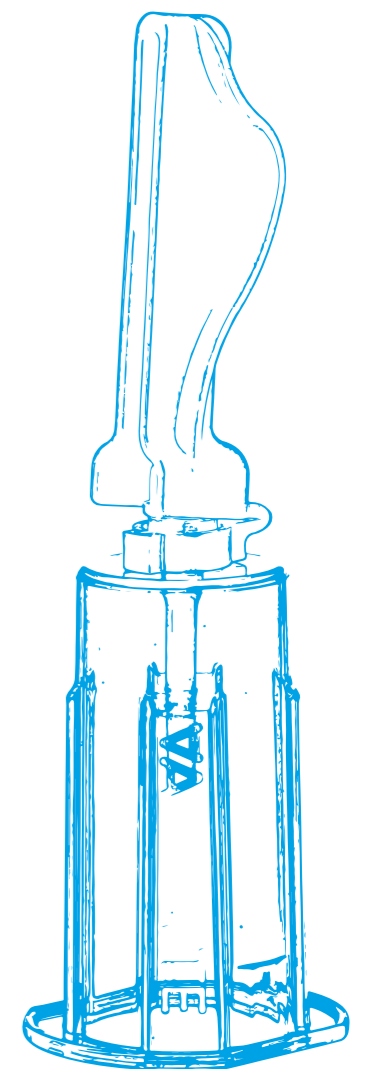
The protective shield is attached directly to the holder.

Thanks to the one-handed activation of the protective shield with the aid of a stable surface or the finger or thumb, this product is a winner with its easy handling and extensive protection against injury and infection.

The VACUETTE® QUICKSHIELD Safety Tube Holder offers protection against needlestick injuries with no change to collection technique.

### PROTECTIVE SHIELD FOR GREATER SAFETY.

- / No change to the collection technique.
- / More flexibility with regard to user and patient-specific requirements thanks to its rotational safety shield.
- / Activation of the safety shield indicated by an audible and tactile click.



EASILY  
SAVE TIME

with the pre-  
assembled VISIO  
PLUS Needle

PLEASE  
OBSERVE THE  
INSTRUCTIONS  
FOR USE

at [www.gbo.com](http://www.gbo.com)

# THE COMBINED PRODUCT

VACUETTE® QUICKSHIELD  
HOLDER PRE-ASSEMBLED  
WITH THE NEEDLE

As a combination product with a  
pre-assembled needle, the safety  
tube holder comes individually  
packed in sterile blister packaging.


either:  
VACUETTE® QUICKSHIELD  
Complete\*

or:  
VACUETTE® QUICKSHIELD  
Complete PLUS\*\*

The VISIO PLUS needle  
has a transparent  
view window for  
optical control during  
venipuncture

Safety shield can  
be positioned in  
any direction

VACUETTE® QUICKSHIELD  
Safety Tube Holder



\* pre-assembled  
with VACUETTE®  
Multiple Use  
Drawing Needle

\*\* pre-assembled  
with VACUETTE®  
VISIO PLUS Needle

## ACTIVATING THE SAFETY MECHANISM

Option 1



Option 2



1

Activate the safety  
mechanism **either**  
**on a stable surface**  
**or with your finger**  
**or thumb.**

2

A **click** can be  
heard as soon as  
the shield is safely  
activated.



IMPROVED  
SAFETY

Once the shield is  
in place, the needle  
is securely and  
irreversibly  
enclosed.

The SAFETY Blood Collection Set offers the patient particularly gentle collection comfort.



## COVERING YOUR NEEDS FOR A RANGE OF VEIN CONDITIONS

**SAFETY**  
Blood collection set

The ergonomic product is individually packed. It is easy to open and produces little waste.

### A HIGH LEVEL OF SAFETY

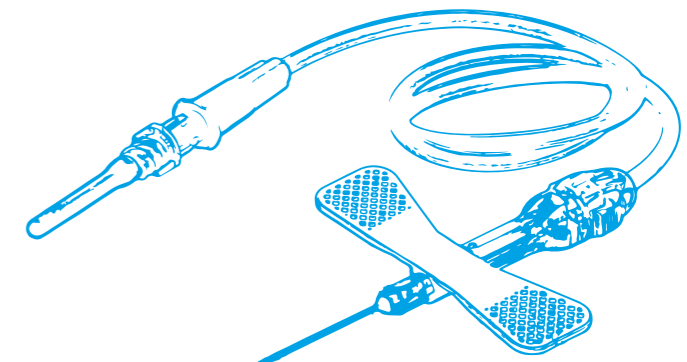
This product provides a high degree of safety as the safety mechanism is activated while the needle is still inside the vein. Correct activation by the user is indicated by a clearly audible click. The safety blood collection set thereby provides a good level of protection against needlestick injuries. Visual inspection of the venepuncture through

a transparent view window confirms if the puncture was successful. The set can be used for blood collection or infusions for up to five hours.\*

The safety blood collection set is a sterile, single-use winged needle, connected to a flexible tubing, with or without a Luer adapter or a Luer adapter with a holder.

### INTUITIVE PRODUCT DESIGN.

- / A view window between the needle and the tubing can be used to see if the puncture was successful.
- / Tubing with different lengths offers more flexibility in blood collection.
- / Simple activation of the safety mechanism.



## VERSATILE USE

for blood collection  
or infusion\*  
(up to 5 hours)

PLEASE  
OBSERVE THE  
INSTRUCTIONS  
FOR USE

at [www.gbo.com](http://www.gbo.com)

# FOUR PRODUCT VARIATIONS

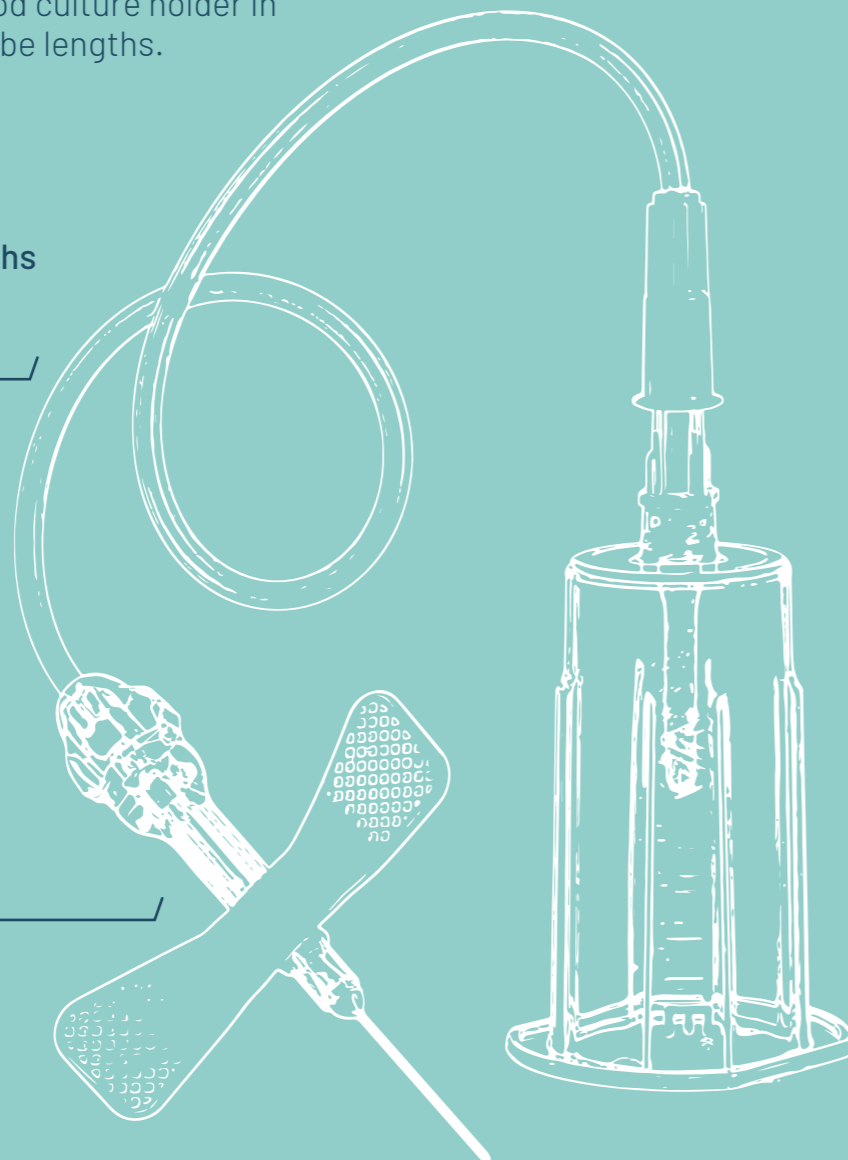
## SAFETY BLOOD COLLECTION SET

As a practical combination product, you can choose the SAFETY blood collection set either as an infusion set or pre-assembled with a Luer adapter, holder or blood culture holder in various needle sizes and tube lengths.

Pre-assembled  
combination products in  
sterile blister packaging

Tubing with different lengths  
offers more flexibility in  
blood collection

A view window between  
the needle and the tubing  
can be used to see if the  
puncture was successful



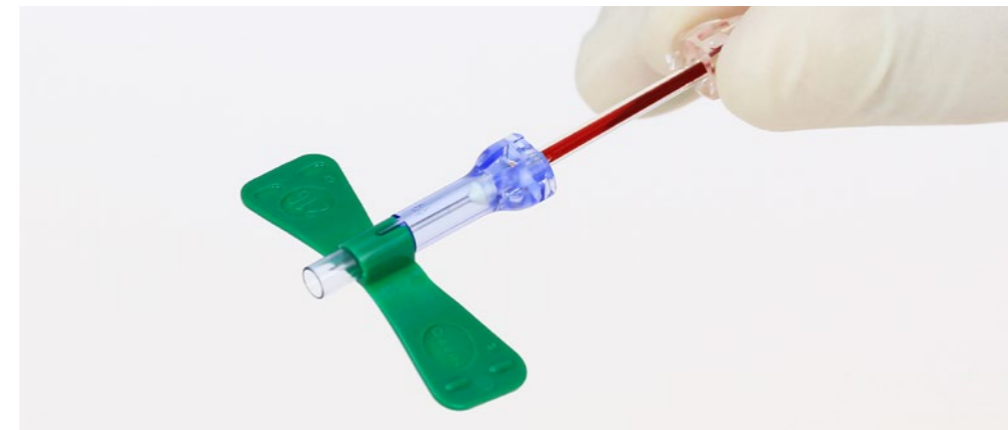
## EASY ACTIVATION OF THE SAFETY MECHANISM



1 Activate the safety mechanism by **pressing lightly on both sides of the shield**.



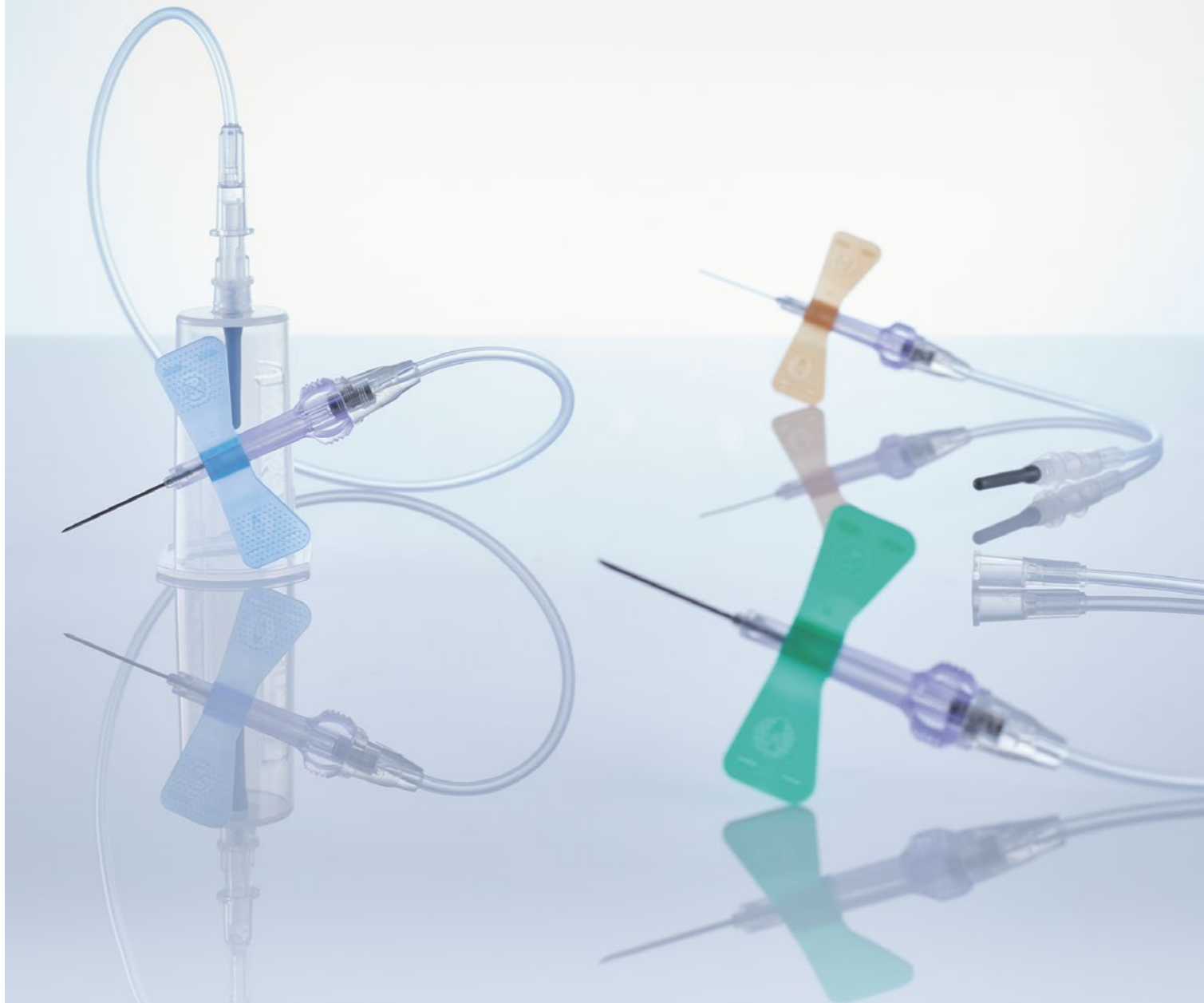
2 Then **pull back the transparent hub**. Correct activation is indicated by an audible **click**.



## IMPROVED SAFETY

The needle is securely and irreversibly enclosed for maximum safety.

The next stage of evolution  
in blood collection.



## THE GENTLE TOUCH

**VACUETTE® EVOPROTECT**  
SAFETY blood collection set

The product  
may be used for  
blood collection  
or short-term  
infusion for  
up to 4 hours.

### THE NEXT EVOLUTION OF SAFETY

The semi-automatic spring mechanism protects you from the risk of needlestick injury and makes your daily work easier. Any needlestick injury is one too many.

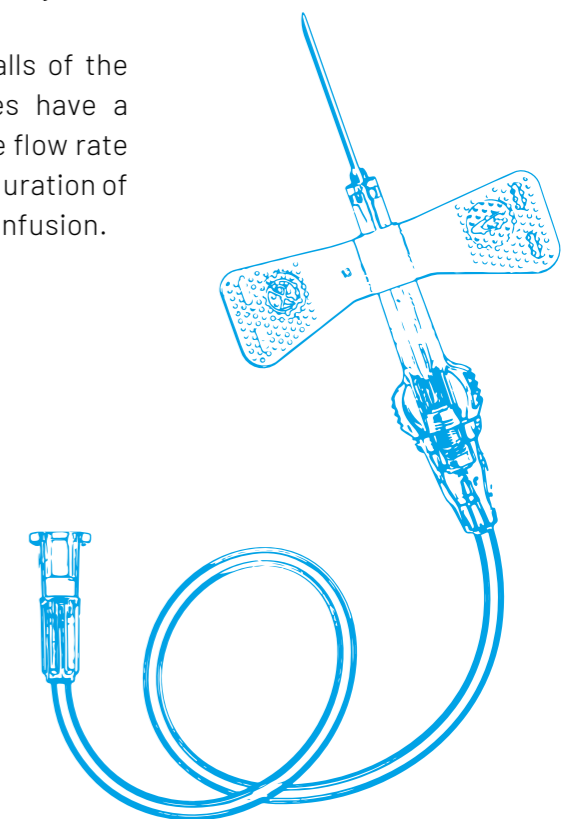
The VACUETTE® EVOPROTECT SAFETY Blood Collection Set is exceptionally comfortable and intuitive to use. It consists of a winged needle with a safety mechanism, which is

suitable for one-handed activation thanks to the special design. Activating the safety mechanism while the needle is still in the vein helps to prevent the risk of needlestick injuries.

Extra-thin needle walls of the 21G and 23G needles have a positive effect on the flow rate and thus also on the duration of blood collection and infusion.

#### SEMI-AUTOMATIC SAFETY MECHANISM.

- / A clearly audible click confirms successful activation.
- / The needle is then retracted and, at the same time, safely and irreversibly enclosed in the product casing.



## USER-FRIENDLY

thanks to optimal design for intuitive handling

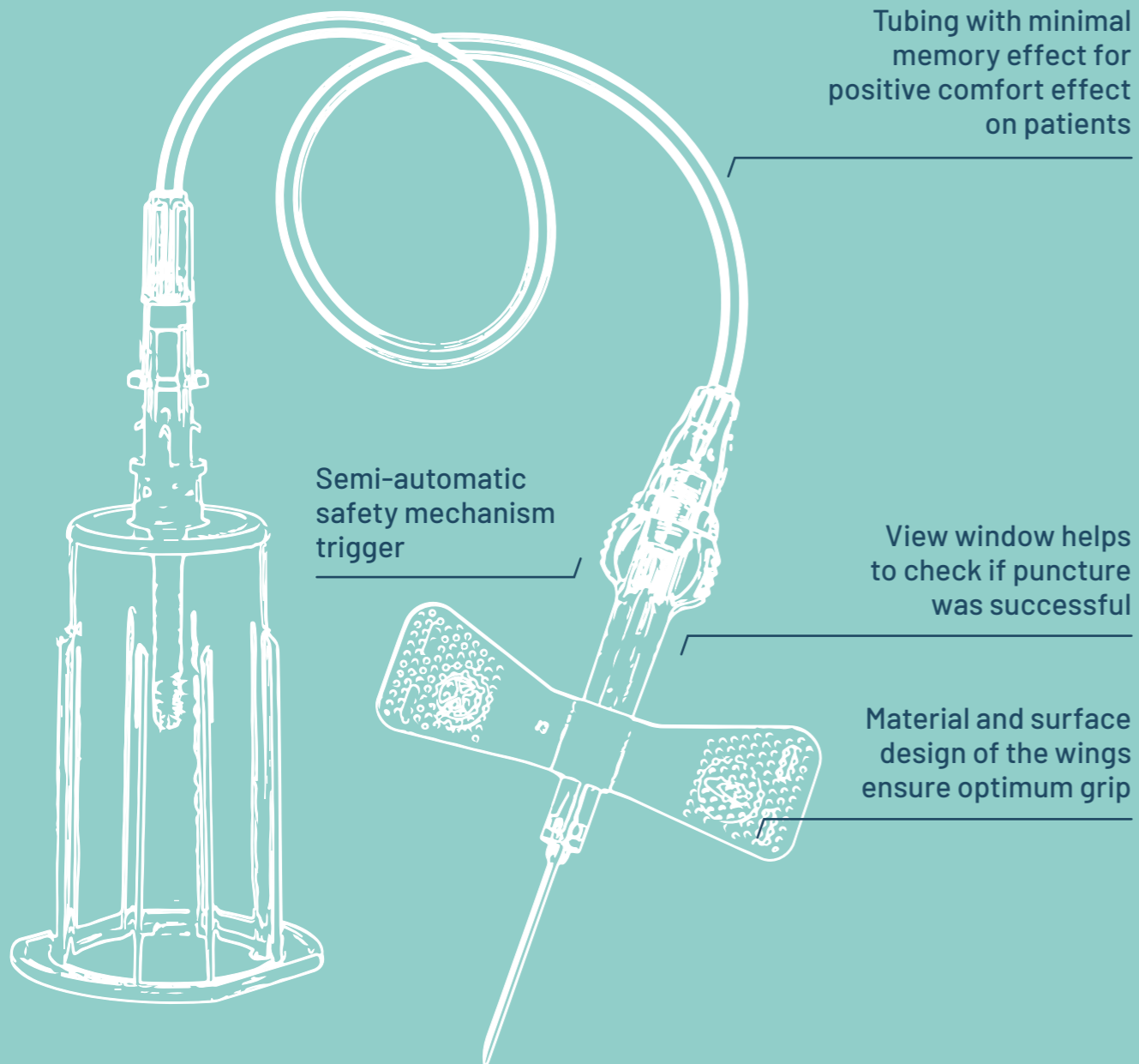
PLEASE OBSERVE THE INSTRUCTIONS FOR USE

at [www.gbo.com](http://www.gbo.com)

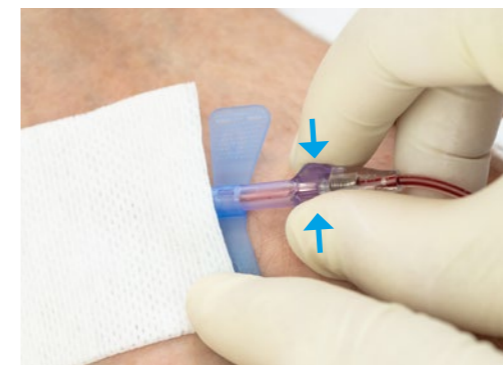
# THE NEXT STAGE OF EVOLUTION

## VACUETTE® EVOPROTECT SAFETY BLOOD COLLECTION SET

The trigger of the patented semi-automatic safety mechanism is located on the side of the product, facilitating one-handed activation of the mechanism that is as gentle as possible for the patient.



## MAXIMUM SAFETY IN USE



1

Activate the safety mechanism with one hand by **pressing the blue release buttons**. Take care not to hinder the automatic retraction.



2

After the needle has retracted automatically, you will hear a **click**. This indicates correct and successful activation of the safety mechanism.



## THE SPRING MECHANISM

allows semi-automatic activation while the needle is still in the patient's vein.



## SAFETY FOR EVERY LEVEL

You will find the right product in our range for every level of safety. From entry-level products to premium safety products with a semi-automatic safety mechanism.



## PERSONAL ADVICE

Our sales representatives will be happy to advise you at any time if you have any questions about our products and their application. Together you will find the right product for your individual needs.



## TRAINING OPPORTUNITIES

We offer a wide range of training options for the correct handling of our products. In person or virtually with our application experts or in webinars or e-learning courses online on our website.

## PRODUCT OVERVIEW

### VACUETTE® QUICKSHIELD Safety Tube Holder

Item no.	Qty. inner / outer
450230	50 / 1,000

### VACUETTE® QUICKSHIELD Complete

Item no.	Colour code	Needle size	Needle length	Needle length	Needle wall type	Qty. inner / outer
450238V1	● green	21 G	1"	25 mm	thin wall	30 / 360
450237V1	● green	21 G	1.5"	38 mm	thin wall	30 / 360

### VACUETTE® QUICKSHIELD Complete PLUS

Item no.	Colour code	Needle size	Needle length	Needle length	Needle wall type	Qty. inner / outer
450235V1	● green	21 G	1"	25 mm	thin wall	30 / 360
450239V1	● green	21 G	1.5"	38 mm	thin wall	30 / 360
450226V1	● black	22 G	1"	25 mm	thin wall	30 / 360
450228V1	● black	22 G	1.5"	38 mm	thin wall	30 / 360

### SAFETY Blood Collection/Infusion Set

Item no.	Colour code	Needle size	Needle length	Needle wall type	Tubing length	Tubing length	Qty. inner / outer
450091V1	● green	21 G	19 mm	thin wall	7.5"	19 cm	90 / 1,080
450191V1	● green	21 G	19 mm	thin wall	12"	30 cm	90 / 1,080
450092V1	● blue	23 G	19 mm	thin wall	7.5"	19 cm	90 / 1,080
450090V1	● orange	25 G	19 mm	thin wall	7.5"	19 cm	90 / 1,080

### SAFETY Blood Collection Set + Luer Adapter

Item no.	Colour code	Needle size	Needle length	Needle wall type	Tubing length	Tubing length	Qty. inner / outer
450083V1	● green	21 G	19 mm	thin wall	4"	10 cm	90 / 1,080
450081V1	● green	21 G	19 mm	thin wall	7.5"	19 cm	90 / 1,080
450095V1	● green	21 G	19 mm	thin wall	12"	30 cm	90 / 1,080
450084V1	● blue	23 G	19 mm	thin wall	4"	10 cm	90 / 1,080
450082V1	● blue	23 G	19 mm	thin wall	7.5"	19 cm	90 / 1,080
450096V1	● blue	23 G	19 mm	thin wall	12"	30 cm	90 / 1,080
450099V1	● orange	25 G	19 mm	thin wall	12"	30 cm	90 / 1,080

### SAFETY Blood Collection Set + Holder

Item no.	Colour code	Needle size	Needle length	Needle wall type	Tubing length	Tubing length	Qty. inner / outer
450085V1	● green	21 G	19 mm	thin wall	7.5"	19 cm	35 / 420
450160V1	● green	21 G	19 mm	thin wall	12"	30 cm	35 / 420
450086V1	● blue	23 G	19 mm	thin wall	7.5"	19 cm	35 / 420
450161V1	● blue	23 G	19 mm	thin wall	12"	30 cm	35 / 420

### SAFETY Blood Collection Set + Blood Culture Holder

Item no.	Colour code	Needle size	Needle length	Needle wall type	Tubing length	Tubing length	Qty. inner / outer
450182	● green	21 G	19 mm	thin wall	7.5"	19 cm	24 / 240
450183	● blue	23 G	19 mm	thin wall	7.5"	19 cm	24 / 240
450184	● green	21 G	19 mm	thin wall	12"	30 cm	24 / 240
450185	● blue	23 G	19 mm	thin wall	12"	30 cm	24 / 240

### VACUETTE® EVOPROTECT SAFETY Blood Collection/Infusion Set

Item no.	Colour code	Needle size	Needle length	Needle wall type	Tubing length	Tubing length	Qty. inner / outer
450121	● blue	23 G	19 mm	extra thin wall	7.5"	19 cm	60 / 1,080

### VACUETTE® EVOPROTECT SAFETY Blood Collection Set + Luer Adapter

Item no.	Colour code	Needle size	Needle length	Needle wall type	Tubing length	Tubing length	Qty. inner / outer
450127	● green	21 G	19 mm	extra thin wall	7.5"	19 cm	60 / 1,080
450128	● green	21 G	19 mm	extra thin wall	12"	30 cm	60 / 1,080
450129	● blue	23 G	19 mm	extra thin wall	7.5"	19 cm	60 / 1,080
450130	● blue	23 G	19 mm	extra thin wall	23"	30 cm	60 / 1,080
450132	● orange	25 G	19 mm	thin wall	12"	30 cm	60 / 1,080

### VACUETTE® EVOPROTECT SAFETY Blood Collection Set + Holder

Item no.	Colour code	Needle size	Needle length	Needle wall type	Tubing length	Tubing length	Qty. inner / outer
450122	● green	21 G	19 mm	extra thin wall	7.5"	19 cm	30 / 540
450123	● green	21 G	19 mm	extra thin wall	12"	30 cm	30 / 540
450125	● blue	23 G	19 mm	extra thin wall	7.5"	19 cm	30 / 540
450126	● blue	23 G	19 mm	extra thin wall	12"	30 cm	30 / 540

# making a difference

[www.gbo.com](http://www.gbo.com)

**GREINER BIO-ONE GMBH**  
KREMSMÜNSTER, AUSTRIA

**PHONE** +43 7583 6791-0  
**FAX** +43 7583 6318  
**E-MAIL** [office@at.gbo.com](mailto:office@at.gbo.com)



**GREINER BIO-ONE IS A GLOBAL PLAYER.**  
FIND THE CONTACT DETAILS OF YOUR  
LOCAL PARTNER ON OUR WEBSITE.



This product information is addressed exclusively to healthcare professionals. Devices of Greiner Bio-One are to be used by properly trained healthcare professionals only in accordance with the relevant Instructions for Use (IFU). For a listing of indications, contraindications, precautions and warnings, please refer to the Instructions for Use which accompanies each product or is available for download from our website at [www.gbo.com](http://www.gbo.com) (Download Center). For more information contact your local Greiner Bio-One sales representative or visit our website.

All information is provided without guarantee despite careful processing. Any liability, warranty or guarantee of Greiner Bio-One GmbH is excluded. All rights, errors and changes are reserved. If not stated otherwise, Greiner Bio-One GmbH has all copyrights and/or other (user-)rights in this documents, in particular to signs such as the mentioned (word-picture-)brands and logos. Any use, duplication or any other use of the rights of Greiner Bio-One GmbH is expressly prohibited.  
**Media owner:** Greiner Bio-One GmbH / **Manufacturer:** [Samson Druck GmbH / 5581 St. Margarethen]

980154 en [rev.09 09.2025]

  
**greiner**  
BIO-ONE