



Anton Paar

MKT 10

Standard Operating Procedure



Required Equipment

Erforderliche Ausrüstung | Equipo necesario | Equipement requis | Strumento necessario | Gereklı ekipman | 必要な機器 | 所需设备 | Equipamentos necessários



Configuring the Instrument

Gerätekonfiguration | Configuración del instrumento | Configuration de l'instrument | Configurazione dello strumento | Cihazın Yapılandırılması | 装置の設定 | 配置仪器 | Configuração do instrumento



Change the Units

Einstellung der Einheiten | Cambio de las unidades | Modifier les unités | Cambia unità | Birimleri Değiştir | 単位の変更 | 更改单位 | Alterar as unidades



Display Backlight

Displaybeleuchtung | Pantalla retroiluminación | Afficher le rétroéclairage | Retroilluminazione del display | Ekran Arka Işığı | ディスプレイバックライト | 显示背景灯 | Exibir luz de fundo



Measurement in Our Instruments (A) / in Liquids (B)

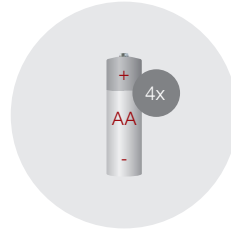
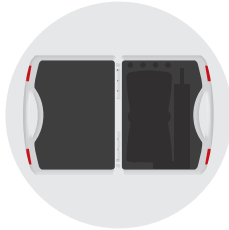
Messung in unseren Geräten (A) / in Flüssigkeiten (B) | Medición en nuestros instrumentos (A)/en líquidos (B) | Mesure dans nos instruments (A) /dans les liquides (B) | Misura nei nostri strumenti (A) /nei liquidi (B) | Cihazlarımızdaki (A)/sıvılardaki (B) ölçüler | アントンパール社の装置内(A)/液体内(B)での測定 | 我们的仪器 (A) /液体 (B) 中的測量 | Medição em nossos instrumentos (A) /em líquidos (B)




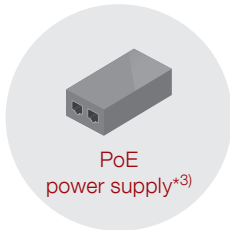
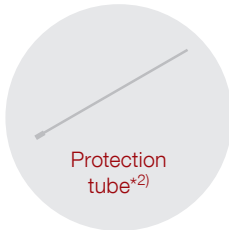
Data Transfer

Datentransfer | Transferencia de datos | Transfert de données | Trasferimento dati | Veri aktarımı | データ転送 | 数据传输 | Transferência de dados

Required Equipment



Optional^{*1)}



^{*1)} Optional | Opcional | En option | Opzionale | Opsiyonel | オプション | 可选 | Opcional

^{*2)} Schutzrohr | Tubo de protección | Tube de protection | Tubo di protezione | Koruma borusu | 保護チューブ | 保护罩 | Tubo de proteção

^{*3)} PoE Adapter | Suministro de energía PoE | Bloc d'alimentation PoE | Alimentazione PoE | PoE güç kaynağı | PoE電源ユニット | 以太网供电电源 | Fonte de alimentação PeE

^{*4)} Ethernet-Kabel | Cable Ethernet | Câble Ethernet | Cavo Ethernet | Ethernet kablosu | イーサネットケーブル | 以太网电缆 | Cabo de Ethernet

Configuring the Instrument

- 2 ● ● ● ● ●



1



2

Display mode

3



4

5
Choose
display mode*



* Stellen Sie den gewünschten Display-Modus ein | Seleccionar modo de visualización | Choisir le mode d'affichage | Scegli modalità di visualizzazione | Ekran modunu seçin | 表示モードを選択 | 选择显示模式 | Escolher modo de exibição

Change the Units



1



2



3



4

2x



5

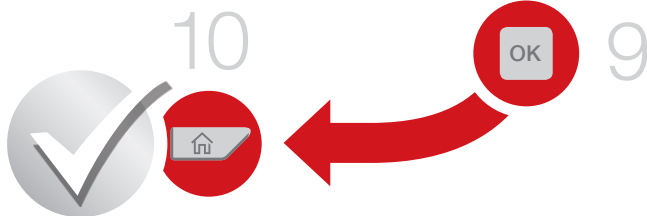


6



7

8
Choose
desired unit*



* Stellen Sie die gewünschte Einheit ein | Seleccionar unidad deseada | Choisir l'unité désirée | Scegli unità desiderata | İstenen birimi seçin | 単位を選択 | 选择所需单位 | Escolher unidade desejada

Display Backlight



1



2

Setup

3



4

3x



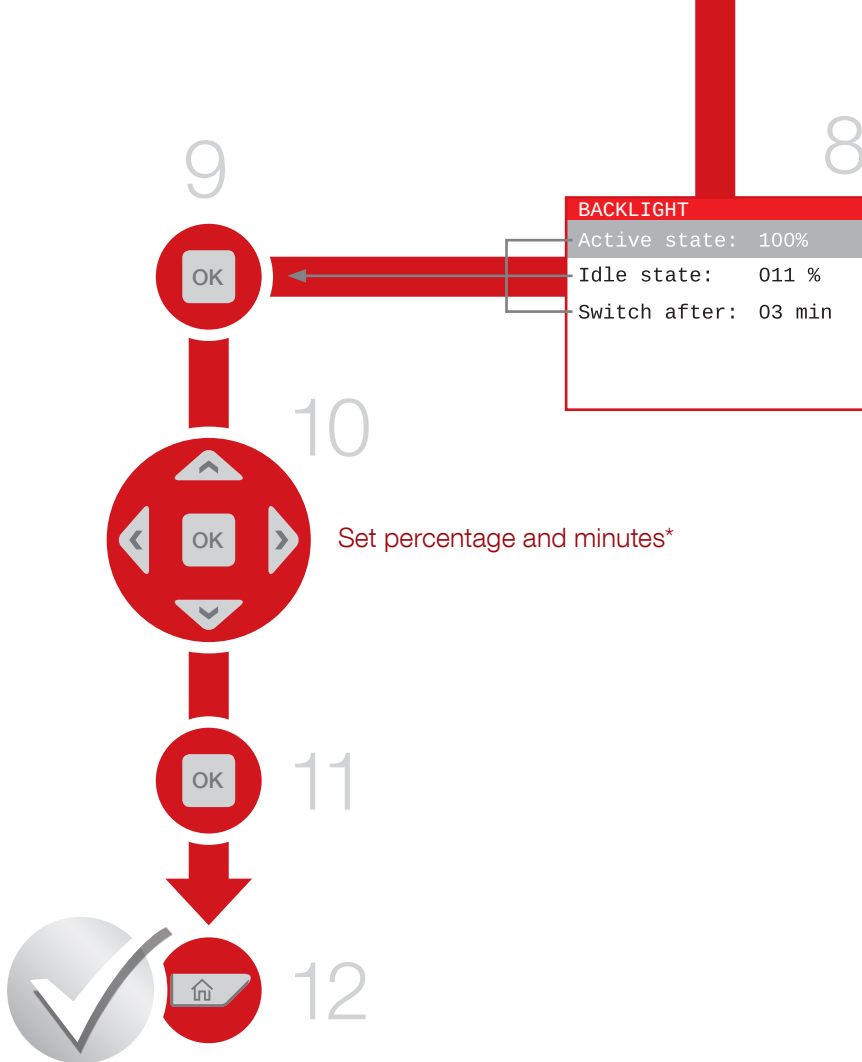
5

Backlight

6

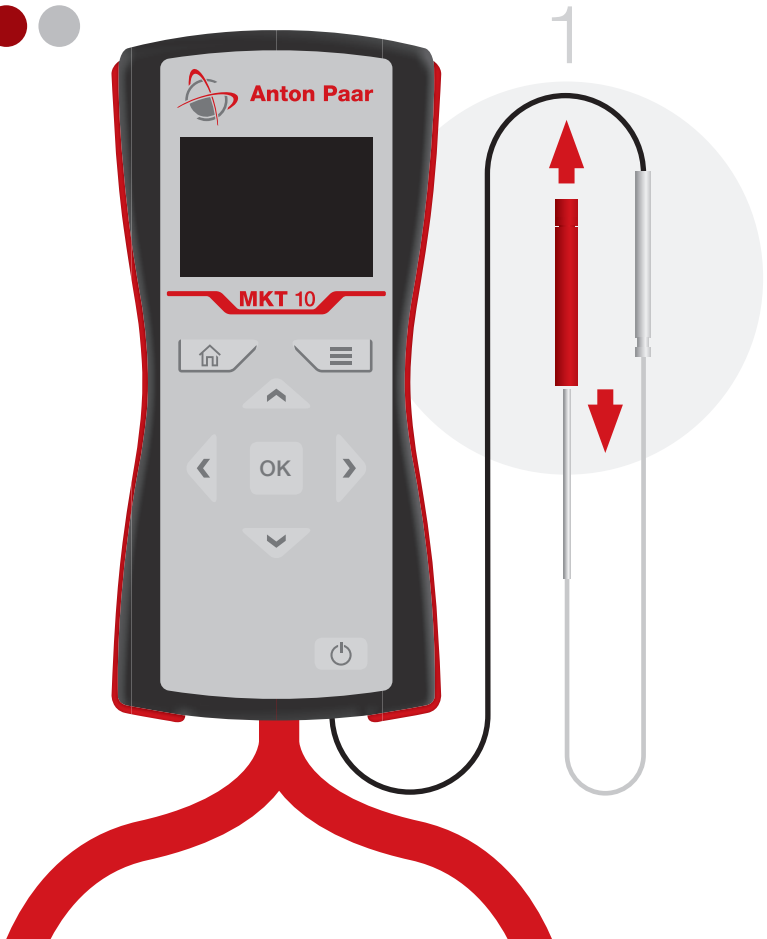


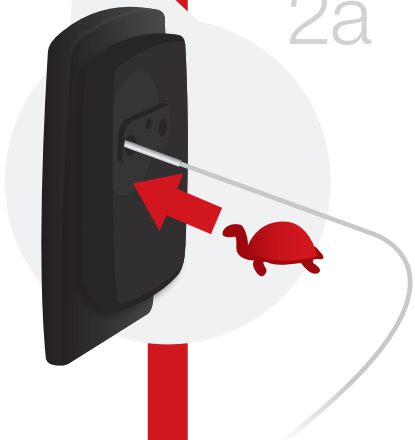
7



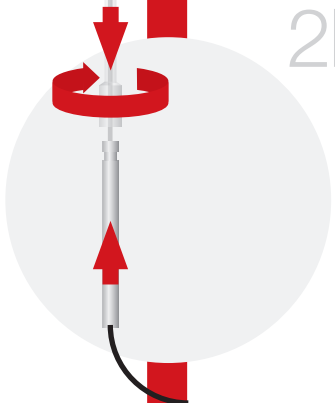
* Stellen Sie die gewünschte Prozent- bzw. Minutenzahl ein | Configurar porcentaje y minutos | Définir le pourcentage et les minutes | Imposta percentuale e minuti | Yüzdeyi ve dakikayı ayarlayın | 割合と分を設定 | 设置百分比和分钟 | Definir porcentagem e minutos

Measurement in Our Instruments (A) / in Liquids (B)

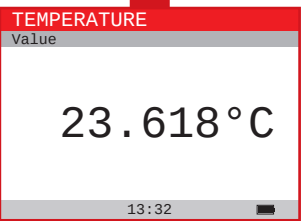




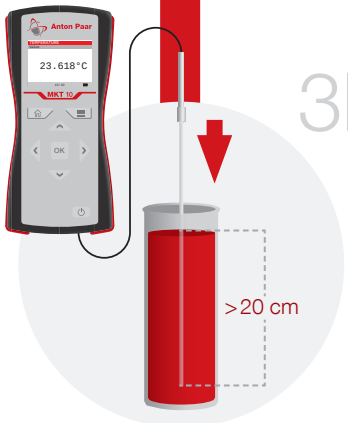
2a



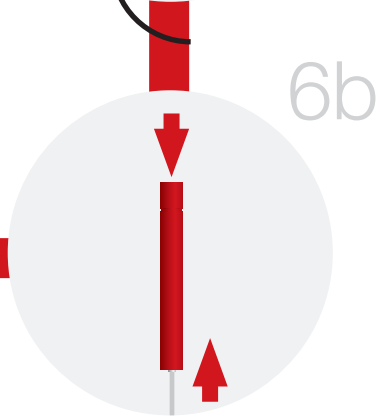
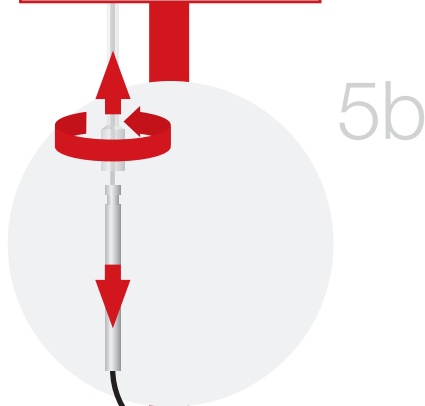
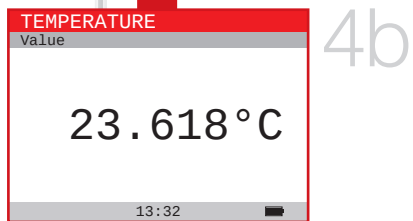

2b



3a

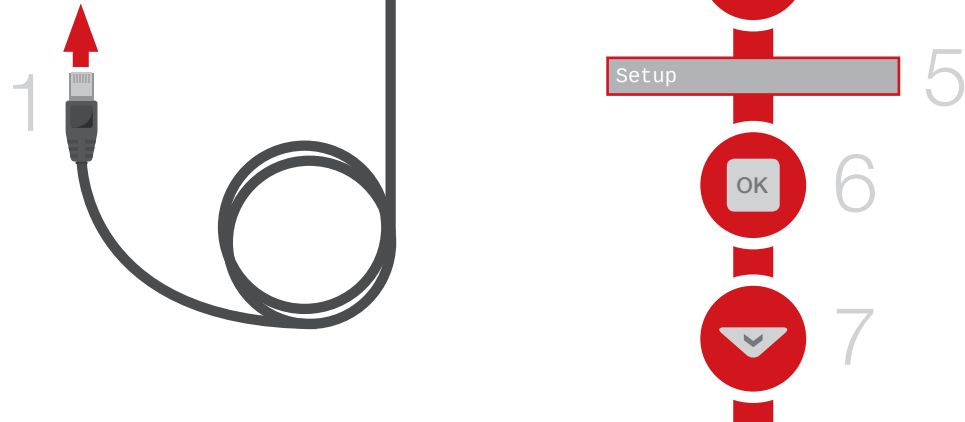


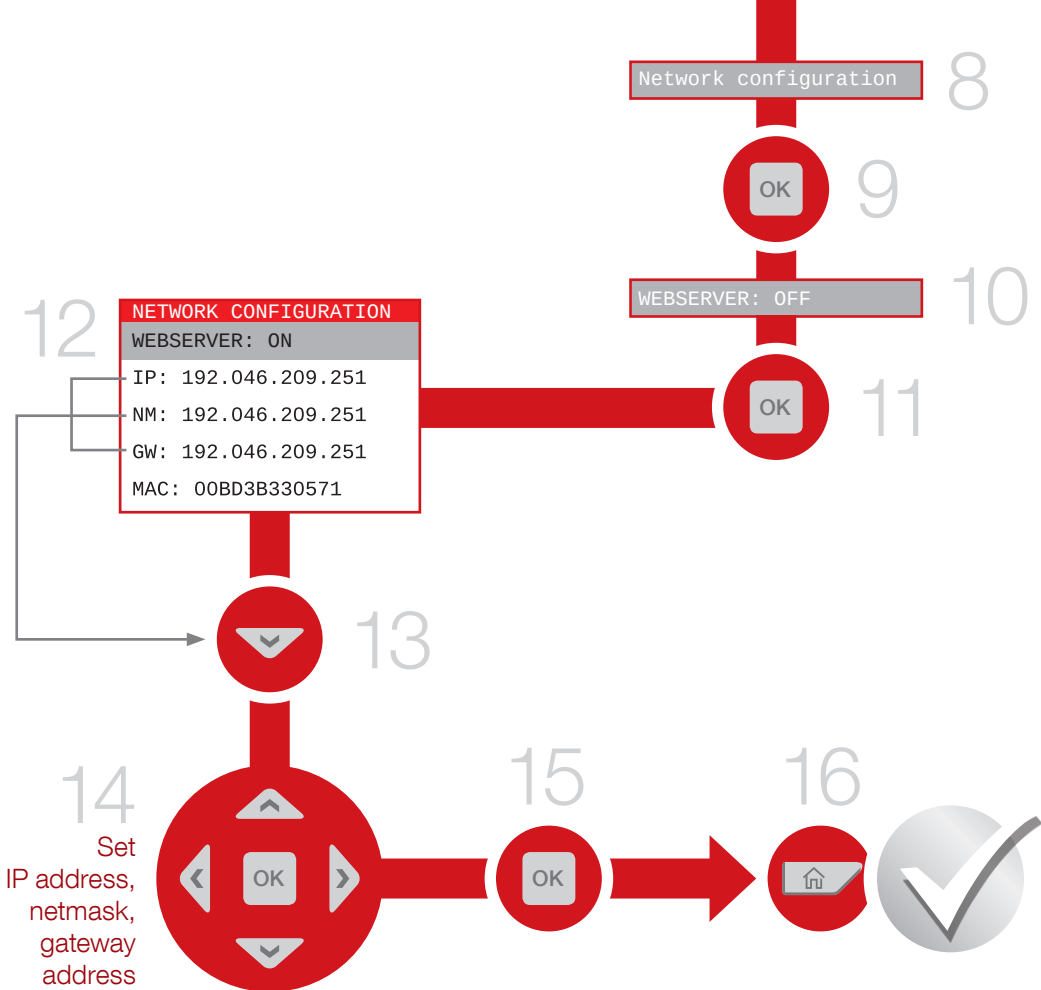
3b



Data Transfer

6 ● ● ● ● ● ●





* Stellen Sie die gewünschte IP-Adresse, Netzmaske und Gateway-Adresse ein | Configurar dirección IP, máscara de red y dirección gateway | Définir l'adresse IP, le masque de réseau et l'adresse de la passerelle | Imposta Indirizzo IP, Maschera di rete e Indirizzo del gateway | IP adresini, ağ maskesini ve ağ geçidi adresini belirleyin | IPアドレス、ネットマスク、ゲートウェイアドレスを設定 | 设置 IP 地址、网络掩码和网关地址 | Definir endereço de IP, máscara de net e endereço de gateway

© 2017 Anton Paar GmbH | All rights reserved.
Specifications subject to change without notice.
E201B003ML-A

www.anton-paar.com