



How to use Drososflipper:

Filter



Support



Bypass




1

Slide the filter into the support.



2


Slide standard 25 mm vials with rim into support until they **click**. Vials may contain anaesthetised flies for lifespan or negative geotaxis assays.



DROSOSFLIPPER

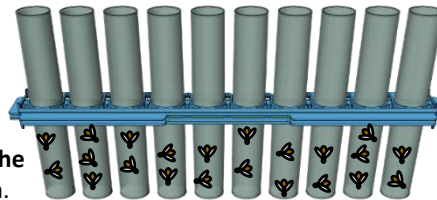
3

You can leave the vials attached to Drososflipper™ as long as needed. This could be for stock keeping, for lifespan experiments, for climbing/negative geotaxis assays, etc



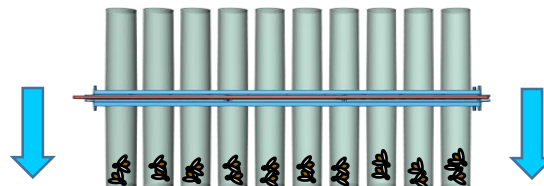
4

To transfer flies, slide fresh food or empty vials into the upper slots. Make sure they **click**.



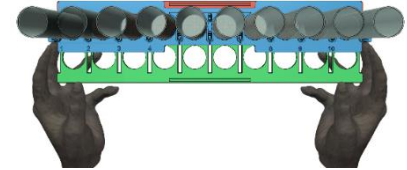
5

Tap Drososflipper™ down, repeat until all flies are at the bottom of the vials.



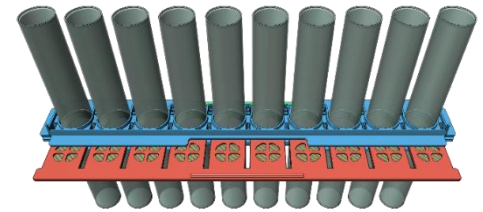
6

Introduce the bypass into the edge of the support. *Tap down again if required.*



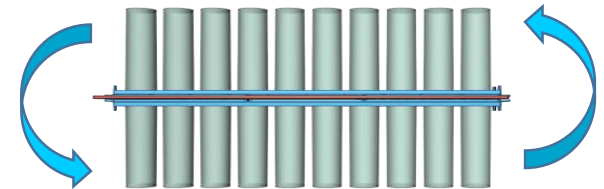
7

While the flies remain at the bottom, slide the bypass in, pushing the filter out to the edge without letting it fall.



8

Flip it over.



9

Slide the filter back in, pushing the bypass out. Remove the old vials.