

foodproof®

Peanut Detection Kit

Ready Reference Guide

Revision A, December 2023

Product No. KIT230060

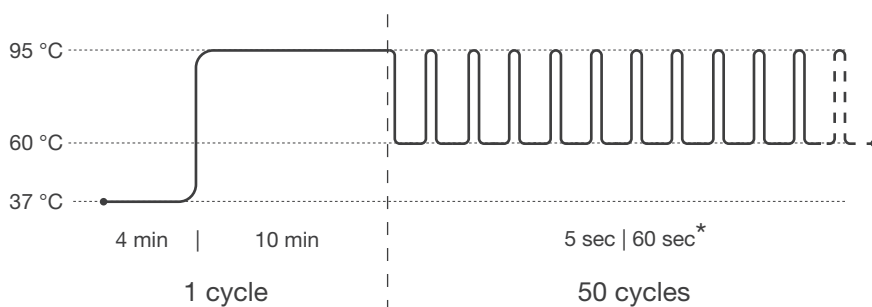
PCR kit for the qualitative detection of peanut DNA using real-time PCR instruments.

Before starting, it is strongly recommended to read the entire product manual available on our website.

PROGRAM SETUP

Program your real-time PCR instrument before setting up the PCR reactions. Select the following channels:

- ▶ FAM (peanut) and HEX (Internal Control).



Pre-incubation: 1 cycle
 Step 1: 37 °C for 4 min
 Step 2: 95 °C for 10 min
Amplification: 50 cycles
 Step 1 : 95 °C for 5 sec
 Step 2*: 60 °C for 60 sec

* Fluorescence detection

For some real-time PCR instruments the probe quencher as well as the use of a passive reference dye must be specified. This kit contains probes with a non-fluorescent "dark" quencher and no passive reference dye.

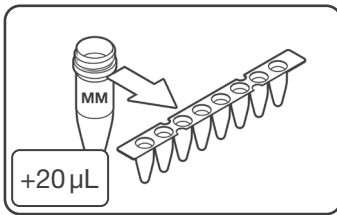
DATA INTERPRETATION

Verify results of positive (Control Template) and negative controls (H₂O), before interpreting sample results. Always compare samples to positive and negative control. Review data from each channel and interpret results as described in the table.

FAM	HEX	Result Interpretation
+	+ or -	Positive for peanut
-	+	Negative for peanut
-	-	Invalid

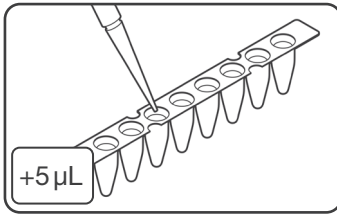
PREPARATION OF THE PCR MIX

Take appropriate precautions to prevent contamination, e.g., by using filter tips and wearing gloves. Thaw reagents, mix (do not vortex!) and briefly spin vials before opening.



1. ADD PCR MIX

Pipet 20 µL of Master Mix into each strip or plate well (n samples + 2 controls).



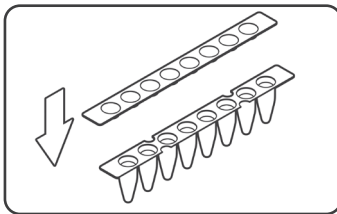
2. ADD SAMPLES AND CONTROLS

Pipet 5 µL of samples, Negative Control (colorless cap) or Control Template (purple cap) into respective wells.

OPTIONAL: STANDARD CURVE

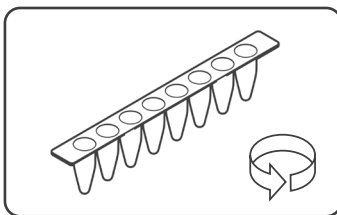
For quantification, prepare the standard curve.

Please refer to Allergen RM 800 (Product No. KIT230009) product manual.



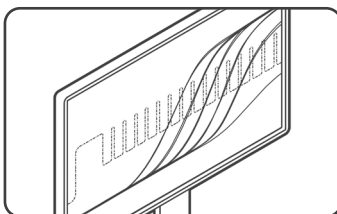
3. SEAL

Seal strips/plate accurately.



4. CENTRIFUGE

Briefly spin strips/plate in a suitable centrifuge.



5. START REAL-TIME PCR RUN

Cycle samples as described above.